

Admiral

MARINE EQUIPMENT

inspired by the wind...



PRODUCTS

FURLERS
DECK WINCHES
GENOA CARS & TRACKS
MAINSAIL CARS & TRACKS
FULL BATTEN SYSTEMS
BOOM VANG
BOOM BRAKES
GANG WAYS
DAVITS
SAIL HARDWARE

ÜRÜN YELPAZESİ

YELKEN SARMA SİSTEMLERİ
GÜVERTE VİNÇLERİ
GENOA RAY VE ARABALARI
ANAYELKEN RAY VE ARABALARI
FULL BATTEN SİSTEMLERİ
BUMBA TAŞIYICI
BUMBA FRENİ
PASARELLA
MATAFORA
YELKEN MAKARALARI

www.admiral.com.tr

info@admiral.com.tr

Tel : +90 216 466 46 17

+90 216 466 46 49

Fax : +90 216 466 46 18


Organize Sanayi Bölgesi G22 Sok. No: 18 Yukarı Dudullu
34775 Ümraniye-İstanbul/Turkey





Admiral
MARINE EQUIPMENT

CHOOSING A FURLER FURLER SEÇİMİ



Manufactured with high quality aluminum alloy anodized for maximum corrosion resistance.

Korozyon için maksimum eloksallı yüksek kaliteli alüminyum alaşımdan üretilmiştir.

AISI316 CrNi

Torlon Ball Bearing
Torlon Bilyeli Yataklama

AISI316 CrNi

5 years of guarantee

No maintenance needed other than washing with fresh water

To choose the correct furler for your boat, you need to know:

Furler seçerken teknenizi aşağıdaki şekilde tanımlayınız:

The stay diameter • İstralya çapı

The stay length • İstralya boyu


The area of your sail (m²) • Yelken alanı (m²)

The length of your boat • Tekne boyu

The weight of your boat • Tekne ağırlığı

Tatlı su ile yıkama dışında bakım gerektirmez.

ADMIRAL® FURLING SYSTEMS ADMIRAL® YELKEN SARMA SİSTEMLERİ

	MODEL	STAY Ø İSTRALYA Ø	AREA OF USAGE / KULLANIM ALANI
MANUEL FURLERS MANUEL YELKEN SARMA SİSTEMLERİ	R 30	4-5	STANDARD GENOA / STANDART GENOA
	R 36	6-8	
	R 45	10-12	
	R 54	14-16	
	RO 35	6-8	CRUISE-RACE GENOA / GEZİ-YARIŞ GENOA
	RO 44	10-12	
	PRO 35	6-8	RACE GENOA / YARIŞ GENOA
	PRO 44	10-12	
	RRO 35	6-8	RACE GENOA / YARIŞ GENOA* 
	RRO 44	10-12	
	AR 36	6-8	EXTERNAL MAINSAIL FURLING SYSTEM DİREK DIŞI ANAYELKEN SARMA SİSTEMİ
	AR 45	10-12	
	AR 54	14-16	
GENNAKER	GF 1	-	GENNAKER FURLER FOR ASSYMETRIC SPINNAKERS ASİMETRİK BALONLAR İÇİN GENNAKER FURLER
	GF 2	-	
	GF 3	-	
	GF 4	-	
ELECTRIC ELEKTRİKLİ	AE 500	10-12-14	ELECTRIC GENOA FURLER ELEKTRİKLİ YELKEN SARMA SİSTEMİ
	AE 1000	14-16-19	
	AE 1500	22-26	
	ARE 500**	-	ELECTRIC MAINSAIL INMAST FURLER DİREK İÇİ ELEKTRİKLİ ANAYELKEN SARMA SİSTEMİ
	ARE 1000**	-	
	ARE 1500**	-	
HYDRAULIC HİDROLİK	AH 12	10-12-14	HYDRAULIC GENOA FURLER HİDROLİK YELKEN SARMA SİSTEMİ
	AH 32	14-16-19	
	AH 40	22-26	
	ARH 12**	-	HYDRAULIC MAINSAIL INMAST FURLER DİREK İÇİ HİDROLİK ANAYELKEN SARMA SİSTEMİ
	ARH 32**	-	
	ARH 40**	-	

* INNOVATION, WORLD'S FIRST / BULUŞ, DÜNYADA İLK

** CUSTOM PRODUCTION / ÖZEL ÜRETİM

www.admiral.com.tr
info@admiral.com.tr



Tel : +90 216 466 46 17
+90 216 466 46 49
Fax : +90 216 466 46 18



Admiral
MARINE EQUIPMENT

MANUAL FURLERS MANUEL YELKEN SARMA SİSTEMLERİ

ROUND PROFILES / YUVARLAK PROFİLLER

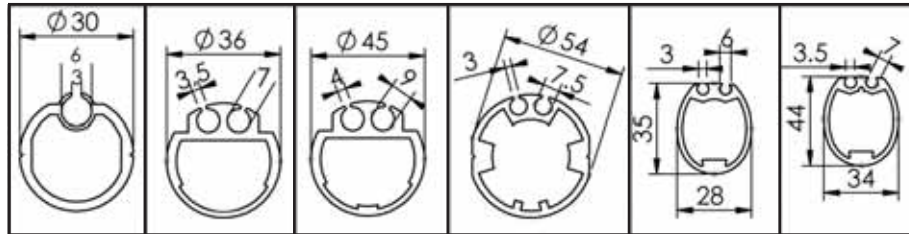


MODEL	Stay ø / Istralya ø
R 30	4-5 mm
R 36	6-8 mm
R 45	10-12 mm
R 54	14-16 mm

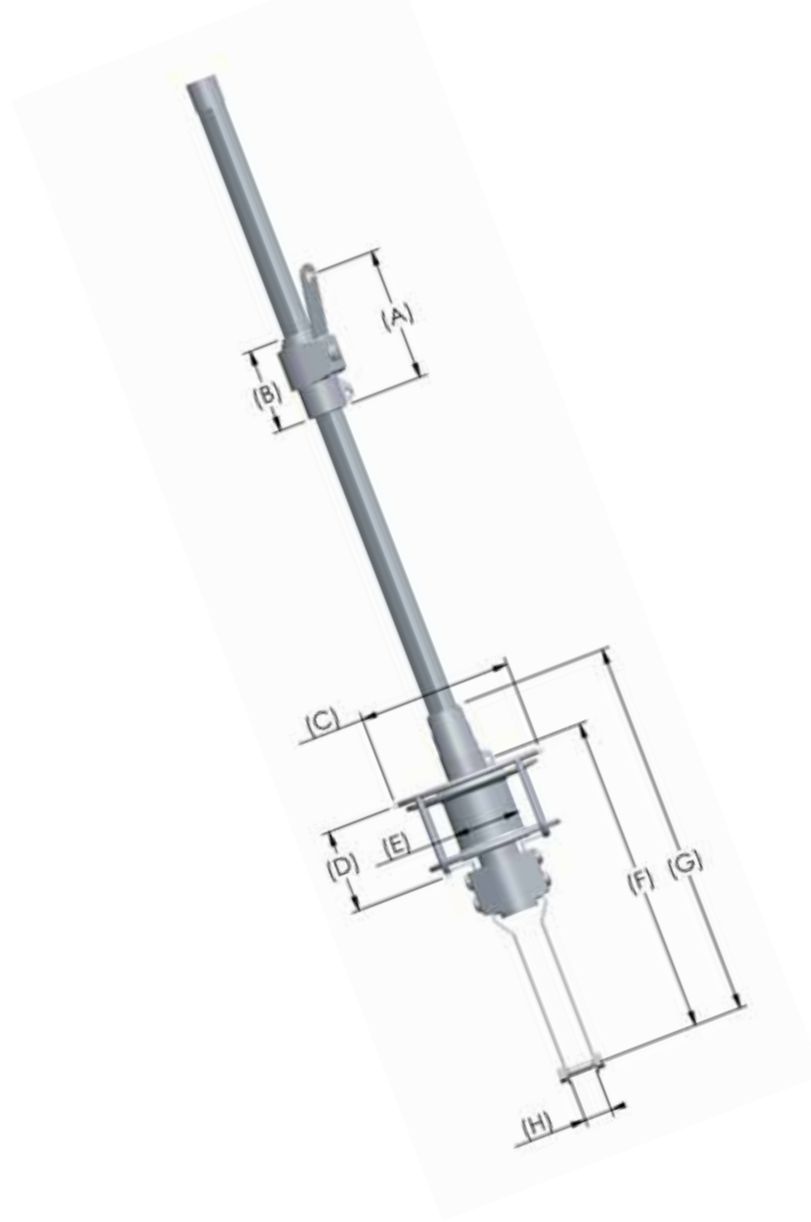
OVAL PROFILES / OVAL PROFİLLER



MODEL	Stay ø / Istralya ø
RO 35	6-8 mm
RO 44	10-12 mm



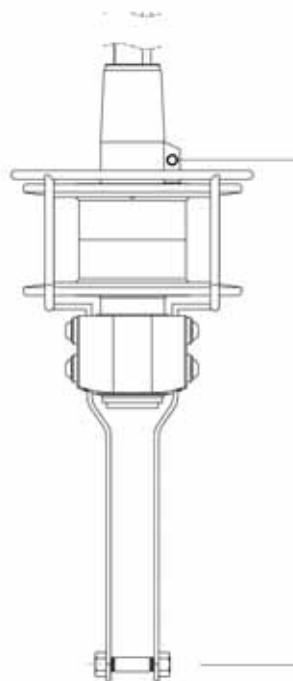
	R 30	R 36	R 45	R 54	RO 35	RO 44
A (mm)	120	190	170	250	190	170
B (mm)	81	120	120	216	120	120
C (mm)	170	220	240	278	220	240
D (mm)	73	120	136	163	120	136
E (mm)	65	97	98	130	97	98
F (mm)	288	460	460	738	460	460
G (mm)	300	546	550	830	546	550
H (mm)	30	40	40	80	40	40
kg/m	540	1040	1440	1940	775	1090




www.admiral.com.tr
info@admiral.com.tr



new!
yeni!



Standard Furler



Race & Reef Furler

MODEL	Stay \varnothing / Istralya \varnothing
RRO 35	6-8 mm
RRO 44	10-12 mm

In standart rollers on decks, there is a 25-40 cm space between the foot of the sail and the deck. Race boats with rollers need to minimize this space which allows the maximum use of the sail area with the least affect on the heeling of the boat.

Roller manufacturers have, therefore, developed race furlers to serve this purpose. However, in these systems, although the foot of the genoa is very close to the deck; it is only possible to furl or unfurl the genoa completely, without

being able to reef the genoa, depending on the wind force. The reason being, that the single line of rope on the roller drum, would let go when the genoa is half-rolled. Therefore, it is not possible to reef with race furlers.

With the two winding rows on the drum of Race & Reef Furlers, the genoa outhaul is as close to the deck as possible and also adjustment of the sail area according to the wind strength is enabled.

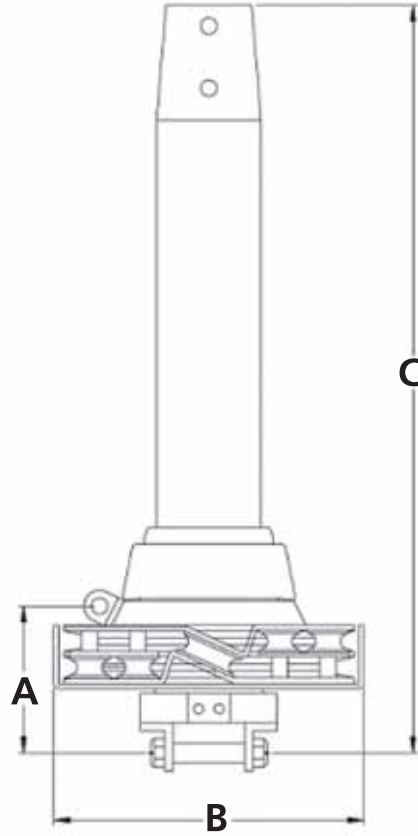
Güverte üzerinde kullanılan standart yelken sarma sistemlerinde genellikle yelkenin alt yakası ile güverte arasında yaklaşık 25 ile 40 cm arası bir boşluk meydana gelir. Özellikle yarışlara katılan yelken sarma sistemli yatlar yatırcılığı az olan bu boşluğu doldurma ihtiyacını duyarlar.

Bu sebepten, roller üreticileri bu amaca hizmet eden bazı yelken sarma sistemlerini (Race Furling) geliştirmişler ve yatçıların hizmetine sunmuşlardır. Ancak bu yeni sistemlerde genoanın alt eteğinin güverteye yaklaştırılması sağlanmış olsa da, genoanın tamamen açılıp kapanması söz konusu olduğundan, rüzgarın şiddetine göre yelkenin

çeşitli büyüklüklerde kullanılması mümkün olamamıştır.

Rolleri çeviren tambur üzerindeki ipin tek sıra olması genoayı yarım sarma durumunda geri kaçırmasına sebebiyet vermektedir. Bu sistemlerde rollerli genoaya reef vurulamamaktadır.

Çift sıralı sarma tamburu ile yeni ürünümüz, genoanın alt yakasını güverteye oldukça yaklaştırmış, genoa alanınının rüzgar şiddetine göre ayarlanmasını sağlamıştır.



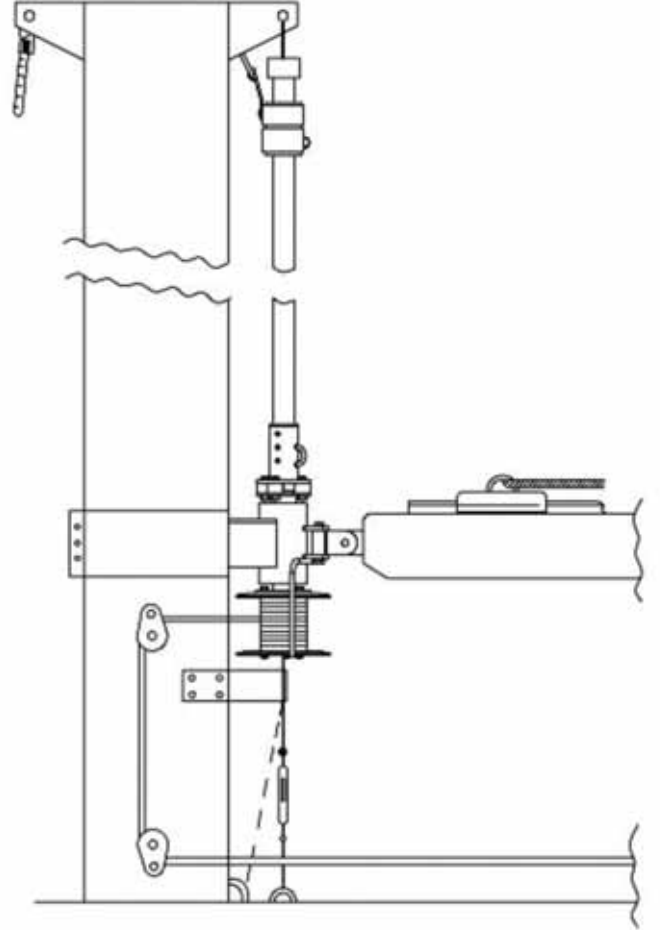
MODEL	A (mm)	B (mm)	C (mm)
RRO 35	78	160	510
RRO 44	90	190	550

www.admiral.com.tr
info@admiral.com.tr



Admiral
MARINE EQUIPMENT

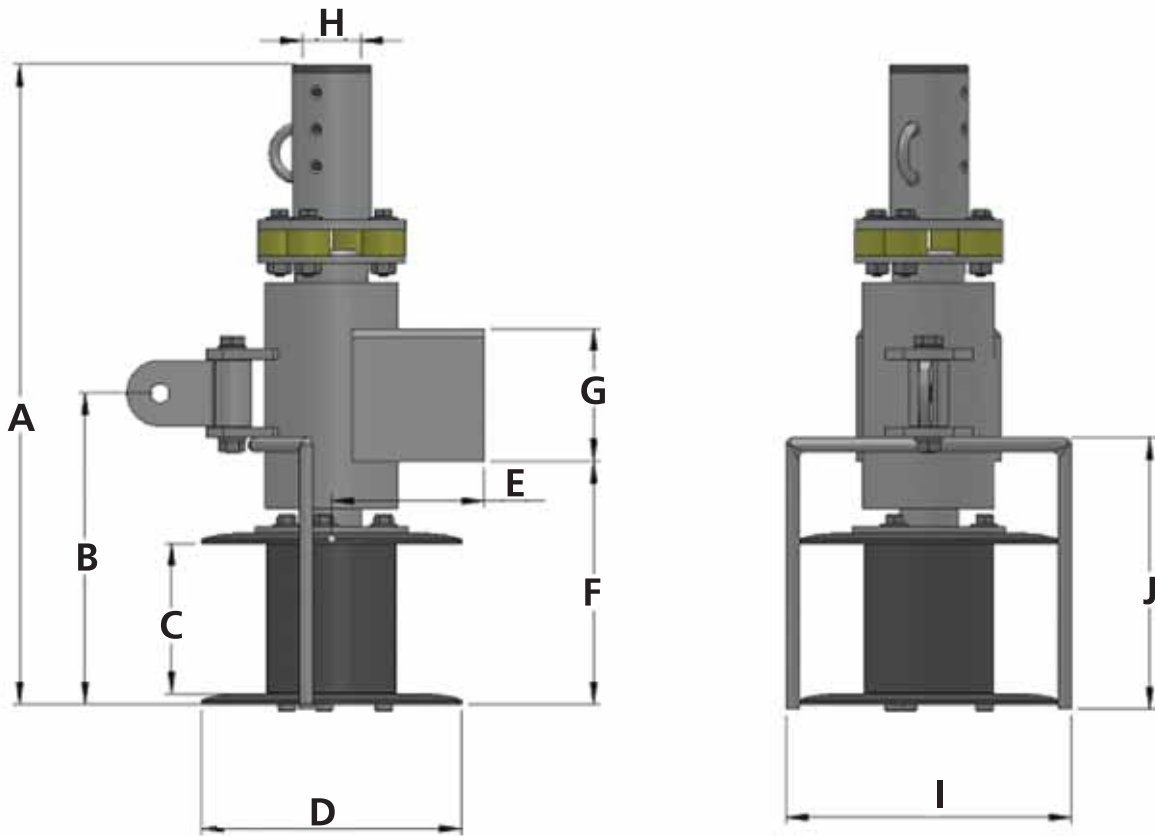
MAINSAIL FURLER ANAYELKEN SARMA SİSTEMİ



MODEL	Stay ø / Istralya ø
AR 36	6-8 mm
AR 45	10-12 mm
AR 54	14-16 mm

With this system you can furl or unfurl your main sail without heading to wind.

Bu sistemle teknenizin başını rüzgara çevirmeden yelkeninizi açabilirsiniz veya sarabilirsiniz




MODEL	A (mm)	B (mm)	C (mm)	D (mm)	E (mm)	F (mm)	G (mm)	H (mm)	I (mm)	J (mm)
AR 36	360	190	90	195	110	130	75	36	220	130
AR 45	480	250	100	200	115	180	105	45	230	195
AR 54	600	310	110	220	135	230	135	54	250	245

www.admiral.com.tr
info@admiral.com.tr



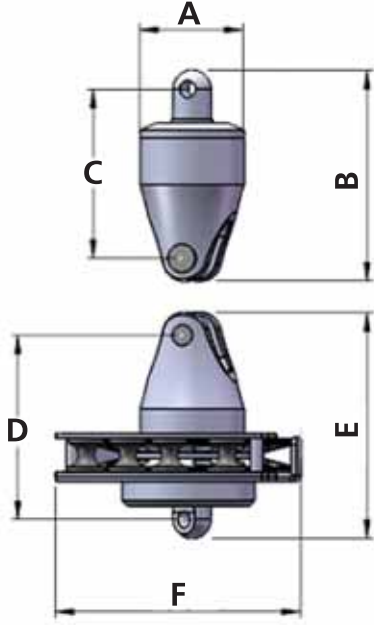
Admiral
MARINE EQUIPMENT

GENNAKER FURLERS GENNAKER SARMA SİSTEMLERİ



Sarma ipi kolayca sökölüp takılır.
The line can be easily taken out and put in.

MODEL	BOAT LENGTH / TEKNE BOYU	
	m	ft
GF 1	6-10	20-33
GF 2	10-14	33-46
GF 3	14-21	46-70
GF 4	21-29	70-95



MODEL	A (mm)	B (mm)	C (mm)	D (mm)	E (mm)	F (mm)
GF 1	55	110	90	100	120	137
GF 2	59.5	159	108	110	142	166
GF 3	74	166	132	115	171	210
GF 4	88	204	163	140	209	254

MODEL	DRUM TAMBUR Ø mm	SWIVEL FIRDÖNDÜ Ø mm	LINE/ İP (mm) min-max	SHACKLE KİLİT (mm)	SAFE WORKING LOAD ÇALIŞMA YÜKÜ (kg)	BREAKING POINT KIRILMA NOKTASI (kg)
GF 1	108	40	6-8	8	1600	3200
GF 2	138	50	6-8	10	2800	5600
GF 3	178	60	8-10	12	5200	10400
GF 4	218	70	10-12	14	7800	15600

www.admiral.com.tr
info@admiral.com.tr



Admiral
MARINE EQUIPMENT

ELECTRIC & HYDRAULIC FURLERS

ELEKTRİKLİ VE HİDROLİK YELKEN SARMA SİSTEMLERİ



AE 1500 / AH 40



AE 1000 / AH 32



AE 500 / AH 12

ELECTRIC DRIVES ELEKTRİK MOTORU	HYDRAULIC DRIVES HİDROLİK MOTOR	FORESTAY Ø İSTRALYA Ø
AE 500 / 12V-24V	AH 12	10-12-14 mm
AE 1000 / 24V	AH 32	14-16-19 mm
AE 1500 / 24V	AH 40	22-26 mm
AE 1500 / 24V MAXI	AH 40 MAXI	26-32 mm


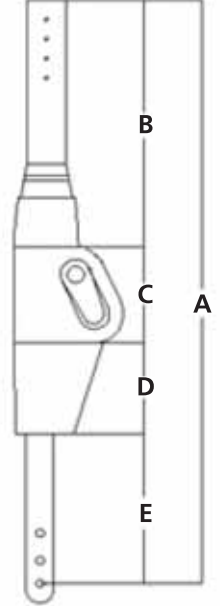
are made of corrosion-resistant aluminum and anodized ● korozyona dayanıklı eloksallı alüminyumdan yapılmıştır.

the stainless steel parts are AISI quality stainless steel ● paslanmaz çelik kısımlar AISI kalitededir.

the gears are certified aluminum-bronze alloy ● dişliler sertifikalı alüminyum-bronz alaşımdır.



MODEL	A (cm)	B (cm)	C (cm)	D (cm)	E (cm)	WEIGHT AĞIRLIK (kg)	PROFILE Ø PROFİL Ø (mm)
AE 500/AH 12	101	31	18	17.5	34.5	20	45-54
AE 1000/AH 32	131	43	24	24	40	44	65
AE 1500/AH 40	170.5	45	29	31.5	65	76	76
AE 1500/AH 40 MAXI	184.5	55	29	31.5	75	80	108



MAIN PARTS OF THE ELECTRONIC CONTROL BOX

ELEKTRONİK KUMANDA KUTUSUNUN ANA PARÇALARI

- Solenoid ● Solenoid
- Electronic overload cut-out ● Aşırı elektronik yüklemeye devre kesici
- ON/OFF switch ● ON/OFF düğmesi
- Interior sound alarm ● İç ses alarmı
- Switch plug ● Anahtarlı priz
- Adjustable fuse ● Ayarlanabilir sigorta

FEATURES OF THE ELECTRONIC CONTROL BOX

ELEKTRONİK KUMANDA KUTUSUNUN ÖZELLİKLERİ

- Slow furling start and acceleration ramp ● Yavaş döndürme başlaması ve ivme rampası
- Adjustable RPM for the furler ● Furler için dakikada dönüş hızı ve ayarı
- Electronic ampere control ● Elektronik amper kontrolü
- Ampere treshold adjustment ● Amper eşiği ayarı
- Reset after 5 seconds of breakdown ● 5 saniyelik kesintiden sonra yeniden başlatma
- Sound alarm ● Ses alarmı
- Watertight plug and socket ● Su sızdırmaz priz ve fiş
- Option to cut-out battery ● Batarya devre dışı bırakma

www.admiral.com.tr
info@admiral.com.tr



Admiral
MARINE EQUIPMENT

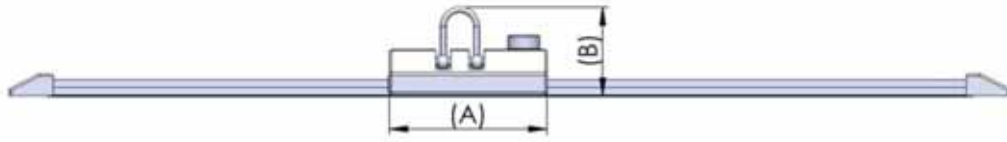
GENOA CARS & TRACKS GENOA ARABALARI VE RAYLARI



MODEL	SAFE WORKING LOAD ÇALIŞMA YÜKÜ (kg)	SHEAVE MAKARA	ROPE İP KALINLIĞI Ø (max mm)	TRACK RAY (mm)	TRACK END RAY BAŞLIĞI
AG32P	1600	Polyacetal	20	32	Plastic
AG32A	1900	Aluminum	20	32	Plastic
AG40P	3000	Polyacetal	25	40	Plastic
AG40A	3600	Aluminum	25	40	Plastic
AG40A MAXI	5200	Aluminum	30	40	Plastic

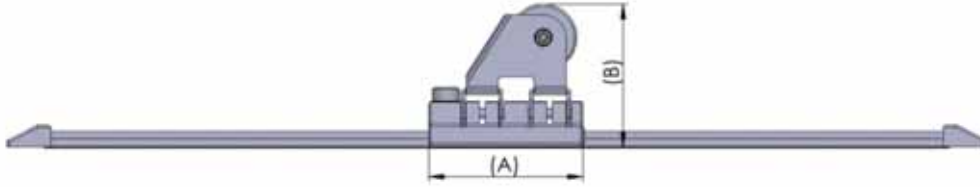
The cars and tracks are made of anodized aluminum. The sheave supports are stainless steel (AISI CrNi). It is a track system with balls.

Arabalar ve raylar eloksallı alüminyum olup ray başlıkları plastiktir. Makara taşıyıcıları AISI CrNi kalite paslanmazdır. Bilyeli makara sistemidir.



AG MODEL

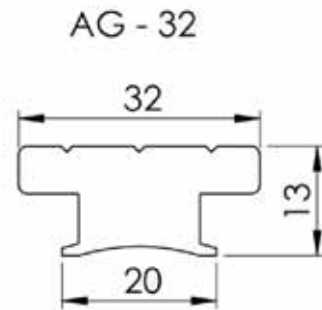
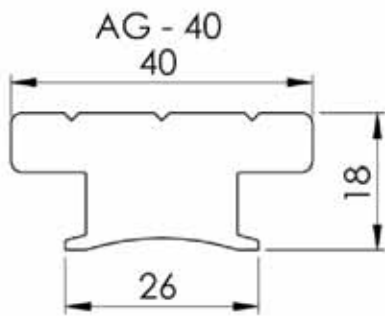
MODEL	A(mm)	B(mm)
AG 40 MAXI	250	180
AGS 40	170	150
AGS 32	140	120



AGS MODEL

MODEL	A(mm)	B(mm)
AGS 40	170	90
AGS 32	140	70

TRACK CROSS-SECTION / RAY KESİTİ



www.admiral.com.tr
info@admiral.com.tr



Admiral
MARINE EQUIPMENT

BOOMBRAKES BUMBA FRENİ

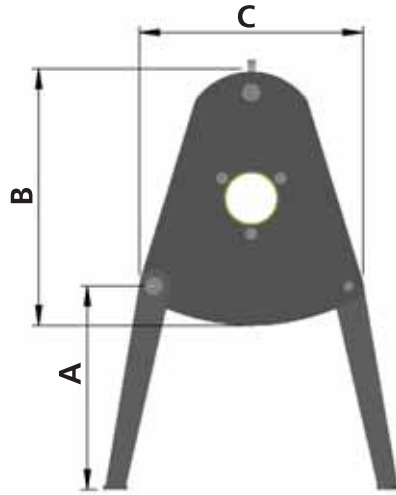


The safest way to control the boom during a jibe, especially if not intended!

Bumbayı tramolada ve kavançada kontrol etmenin en güvenli yolu!

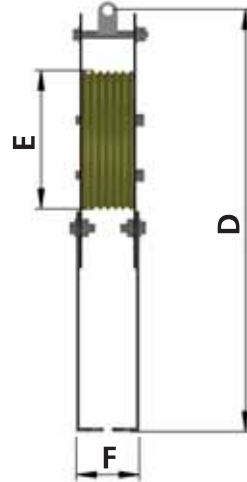
MODEL	MAXIMUM SAIL AREA YELKEN ALANI (m ²)	LINE DIAMETER İP KALINLIĞI (mm)
A 100	35	10
A 125	50	12
A 150	75	14
A 180	100	18

A100

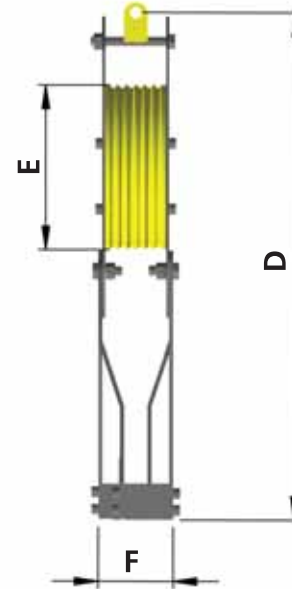
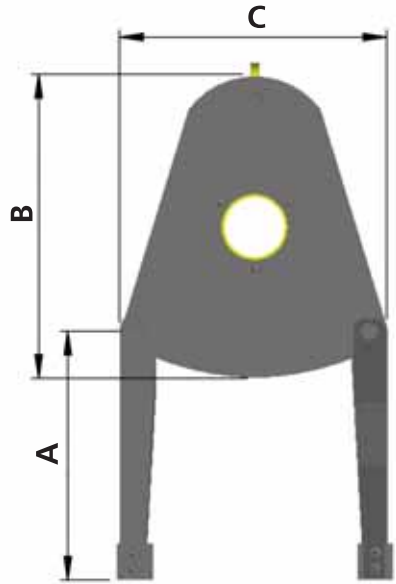


A 125

A 150



A180



MODEL	A (mm)	B (mm)	C (mm)	D (mm)	E (mm)	F (mm)
A100	220	160	150	370	100	64
A 125	240	200	180	430	120	84
A 150	260	240	210	490	150	104
A 180	280	280	240	560	180	124

www.admiral.com.tr
info@admiral.com.tr